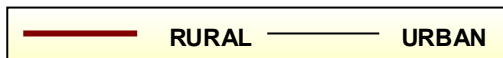


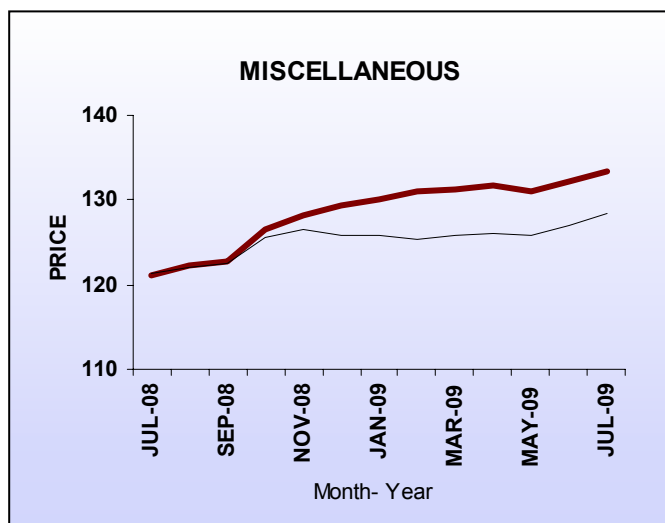
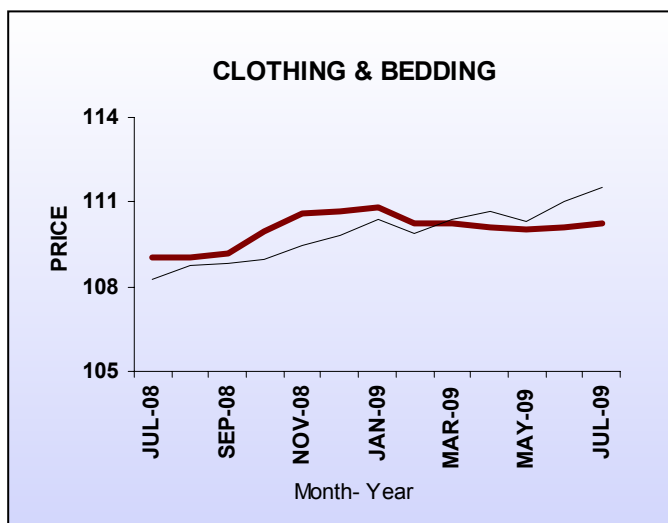
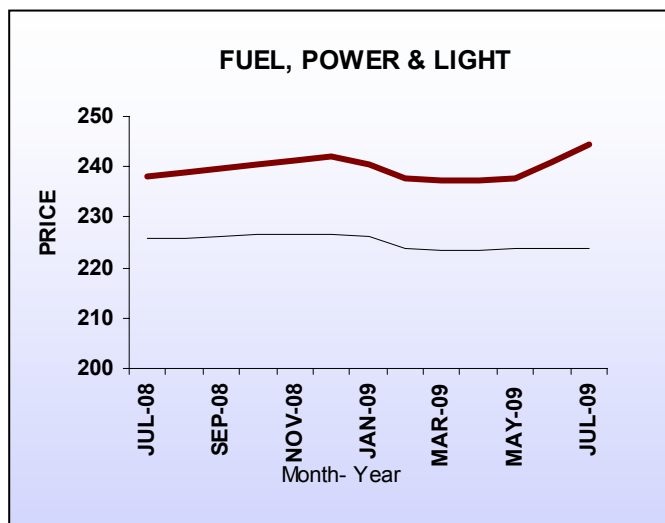
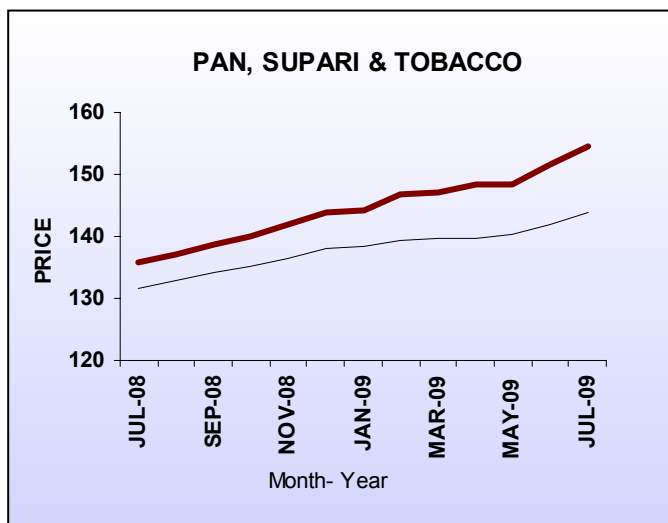
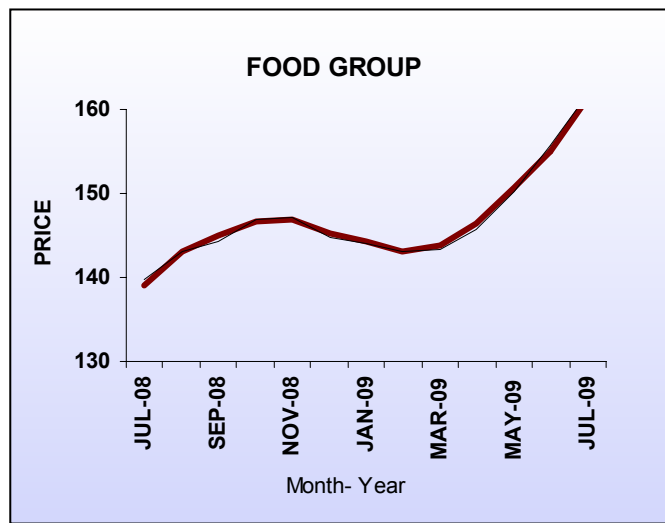
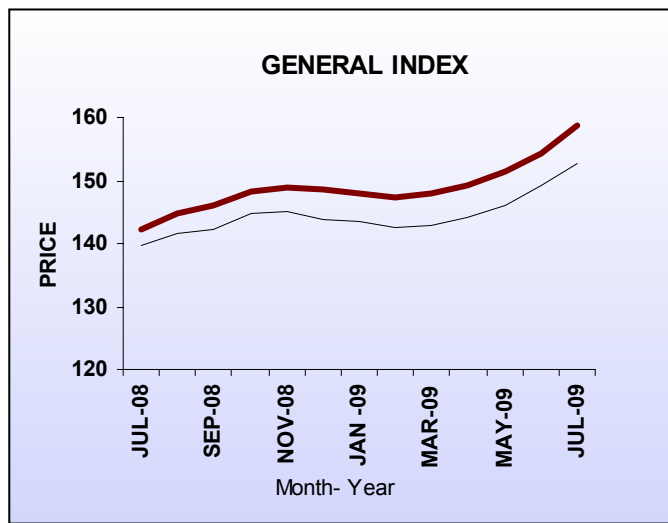
**DIRECTORATE OF ECONOMICS & STATISTICS,
GOVERNMENT OF MAHARASHTRA**

CONSUMER PRICE INDICES IN RURAL & URBAN AREAS OF MAHARASHTRA

MONTH: JULY-2009 (Pro.)



BASE YEAR 2003=100



Groupwise Findings of Consumer Price Indices For Rural & Urban Areas In Maharashtra

Month-July, 2009 (provisional)

(Base year 2003=100)

RURAL	URBAN
<p>General Index (Index-158.73 Weight-100)</p> <ul style="list-style-type: none"> ● General Index increased by 2.80 per cent in July, 2009 over June, 2009. ● The increase is mainly due to increase in prices of rice,jowar,,turdal,moongdal,milk,potato,onion, brinjal, cabbage, palak, Tea Leaf & fire wood. 	<p>General Index (Index- 152.81 ,Weight-100)</p> <ul style="list-style-type: none"> ● This index increased by 2.47 per cent in July, 2009 over June, 2009. ● The increase in this index is mainly due to increase in prices of rice,turdal, moongdal potato, onion, brinjal, cabbage, cauliflower, Lady finger, palak, banana,readymade tea & petrol and washing powder.
<p>Index of Food group (Index- 161.72, Weight-52.85)</p> <ul style="list-style-type: none"> ● This index increased by 4.30 per cent in July, 2009 over June, 2009. ● This increase is due to increase in the prices of rice, jowar, turdal, moongdal, milk, potato, onion, brinjal, cabbage, palak, tea leaf. 	<p>Index of Food group (Index- 162.04 ,Weight-45.80)</p> <ul style="list-style-type: none"> ● This index increased by 4.10, per cent in July, 2009 over June, 2009. ● This increase is due to the increase in prices of rice, turdal, moongdal , potato, onion, brinjal, cabbage, cauliflower, Lady finger, palak, banana,readymade tea.
<p>Index of Pan, Supari and Tobacco group Index- 154.88, Weight-2.15)</p> <ul style="list-style-type: none"> ● This index increased by 2.09 per cent in July, 2009 over June, 2009. ● This increase is mainly due to increase in prices of bidi, tobacco & country liquor. 	<p>Index of Pan, Supari and Tobacco group (Index- 144.18, Weight-1.54)</p> <ul style="list-style-type: none"> ● This index increased by 1.58 per cent in July, 2009 over June, 2009. ● This increase is due to increase in prices of readymade pan ,cigarate & country liquor.
<p>Index of fuel, power, light & lubricant group (Index-244.36 Weight-10.67)</p> <ul style="list-style-type: none"> ● This index increased by 1.40 per cent in July, 2009 over June, 2009. ● This increase is mainly due to increase in the prices of firewood and sheni. 	<p>Index of fuel, power, light & lubricant group (Index- 223.97 ,Weight-10.28)</p> <ul style="list-style-type: none"> ● This index is remained constant in July, 2009 over June, 2009.
<p>Index of Clothing, Bedding and footwear group (Index-110.28, Weight-8.53)</p> <ul style="list-style-type: none"> ● This index increased by 0.16 per cent in July, 2009 over June, 2009. ● This increase is due to increase in prices of saree,cloth for shirt & slippers. 	<p>Index of Clothing, Bedding and footwear group (Index- 111.49, Weight-7.51)</p> <ul style="list-style-type: none"> ● This index increased by 0.45 per cent in July, 2009 over June, 2009. ● This increase is due to increase in the prices of cloth for shirt, cloth for coat & slippers.
<p>Index of Miscellaneous group (Index- 133.54, Weight-25.80)</p> <ul style="list-style-type: none"> ● This index increased by 1.05, per cent in July, 2009 over June, 2009. ● This increase is mainly due to the increase in the prices of bath soap, detergent soap crocin & doctor fees. 	<p>Index of Miscellaneous group (Index- 128.99, Weight-34.87)</p> <ul style="list-style-type: none"> ● This index increased by 1.55 per cent in July, 2009 over June, 2009. ● This increase is mainly due to increase in prices of crocin, doctor fees, note book,petrol,cable and tailoring charges,news paper.

Various Important Consumer Price and Wholesale Price Indices Month – July, 2009

Sr. No.	Type of Index	Base Year	General Index	Percent Rise/Fall compared to last month
1	All-India Wholesale Price Index	1993-94	236.7 *	1.11
2	All-India CPI for Industrial Workers Index	2001	153 (June)	1.32
3	All-India CPI for Agricultural Labour	1986-87	499	3.09
4	All-India CPI for Rural Labour	1986-87	498	2.89
5	All-India CPI for Urban Non-Manual Employees	1984-85	595 (June)	1.01

* (provisional)