


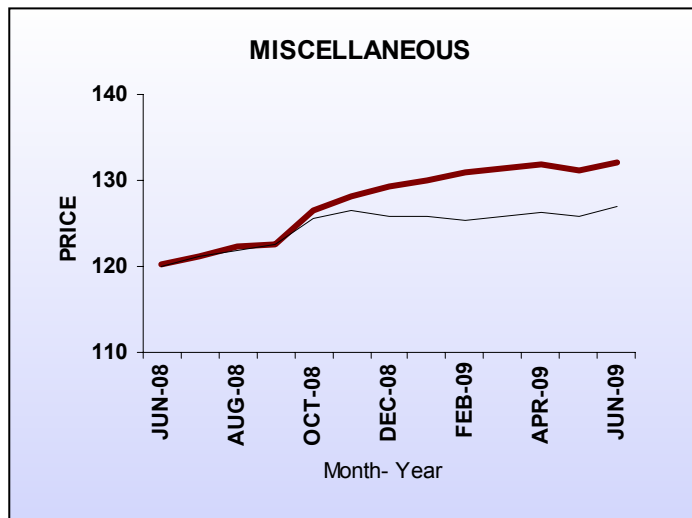
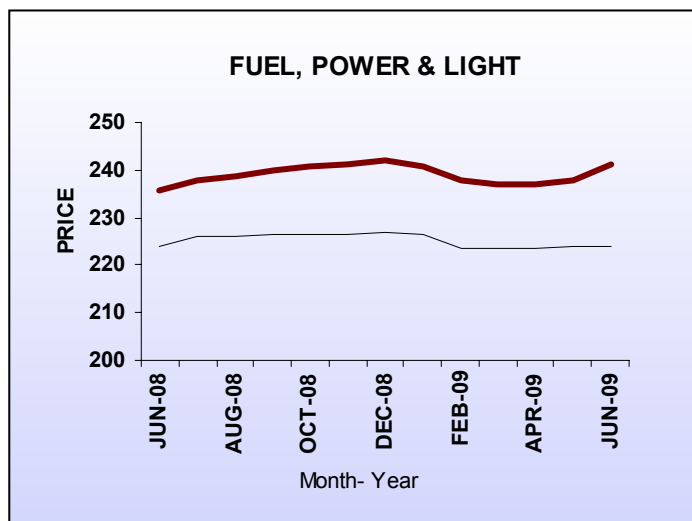
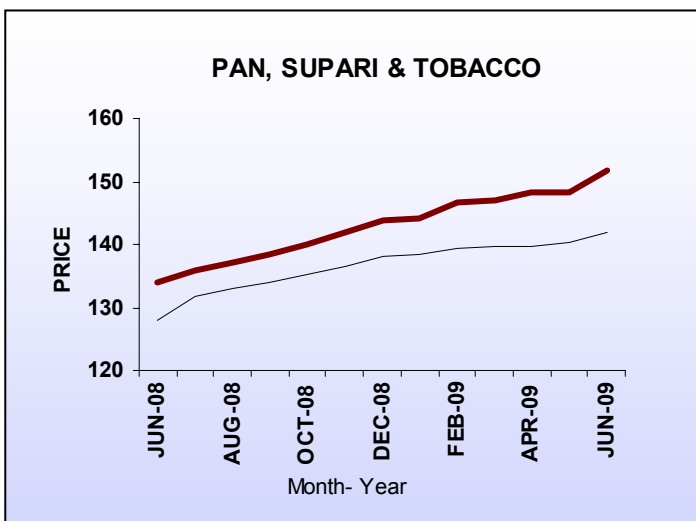
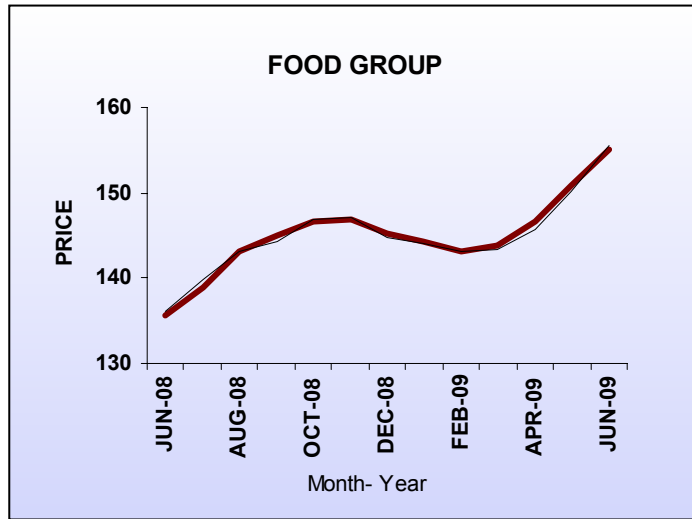
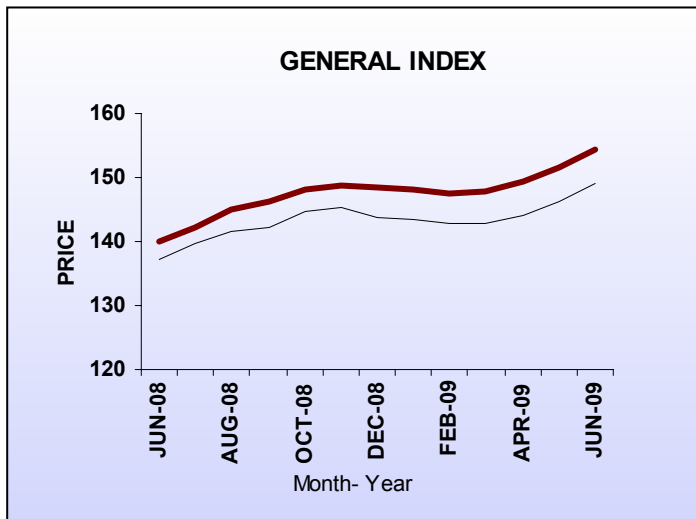
DIRECTORATE OF ECONOMICS & STATISTICS,
GOVERNMENT OF MAHARASHTRA

CONSUMER PRICE INDICES IN RURAL & URBAN AREAS OF MAHARASHTRA

MONTH: JUNE- 2009



BASE YEAR 2003=100



Groupwise Findings of Consumer Price Indices For Rural & Urban Areas In Maharashtra

Month-June, 2009

(Base year 2003=100)

RURAL	URBAN
<p>General Index (Index-154.41 (Weight-100))</p> <ul style="list-style-type: none"> ● General Index increased by 1.95 per cent in June, 2009 over May, 2009. ● The increase is mainly due to increase in prices of turdal, milk, potato, onion, brinjal, cabbage, Lady finger, palak, garlic, Tea Leaf & fire wood. 	<p>General Index (Index- 149.12 ,Weight-100)</p> <ul style="list-style-type: none"> ● This index increased by 2.04 per cent in June, 2009 over May, 2009. ● The increase in this index is mainly due to increase in prices of turdal, milk, potato, onion, brinjal, cabbage, cauliflower, Lady finger, palak, tea leaf & cooked meal.
<p>Index of Food group (Index- 155.06 (Weight-52.85))</p> <ul style="list-style-type: none"> ● This index increased by 2.80 per cent in June, 2009 over May, 2009. ● This increase is the combined effect of increase in the prices of turdal, milk, potato, onion, brinjal, cabbage, palak, garlic, tea leaf and decrease in prices of jowar, groundnut oil. 	<p>Index of Food group (Index- 155.66 ,Weight-45.80)</p> <ul style="list-style-type: none"> ● This index increased by 3.60 per cent in June, 2009 over May, 2009. ● This increase is the combined effect of increase in prices of turdal, milk, potato, onion, brinjal, cabbage, cauliflower, Lady finger, palak, tea leaf, cooked meal and decrease in prices of groundnut oil.
<p>Index of Pan, Supari and Tobacco group (Index- 151.71, Weight-2.15)</p> <ul style="list-style-type: none"> ● This index increased by 2.23 per cent in June, 2009 over May, 2009. ● This increase is mainly due to increase in prices of pan leaf, bidi, tobacco & country liquor. 	<p>Index of Pan, Supari and Tobacco group (Index- 141.94, Weight-1.54)</p> <ul style="list-style-type: none"> ● This index increased by 1.14 per cent in June, 2009 over May, 2009. ● This increase is due to increase in prices of readymade pan & tobacco.
<p>Index of fuel, power, light & lubricant group (Index-240.99,Weight-10.67)</p> <ul style="list-style-type: none"> ● This index increased by 1.39 per cent in June, 2009 over May, 2009. ● This increase is mainly due to increase in the prices of firewood and matches. 	<p>Index of fuel, power, light & lubricant group (Index- 223.97 ,Weight-10.28)</p> <ul style="list-style-type: none"> ● This index increased by 0.08 per cent in June, 2009 over May, 2009. ● This increase is mainly due to increase in the prices of firewood and Matches.
<p>Index of Clothing, Bedding and footwear group (Index-110.10, Weight-8.53)</p> <ul style="list-style-type: none"> ● This index increased by 0.05 per cent in June, 2009 over May, 2009. ● This increase is due to increase in prices of banian. 	<p>Index of Clothing, Bedding and footwear group (Index- 110.99, Weight-7.51)</p> <ul style="list-style-type: none"> ● This index increased by 0.64 per cent in June, 2009 over May, 2009. ● This increase is due to the combined effect of increase in the prices of cloth for shirt, banian, cloth for coat & rubbery slipper and decrease in prices of leather sandle.
<p>Index of Miscellaneous group (Index- 132.15, Weight-25.80)</p> <ul style="list-style-type: none"> ● This index increased by 0.82 per cent in June, 2009 over May, 2009. ● This increase is mainly due to the increase in the prices of bath soap, detergent soap crocin & doctor fees. 	<p>Index of Miscellaneous group (Index- 127.02, Weight-34.87)</p> <ul style="list-style-type: none"> ● This index increased by 0.93 per cent in June, 2009 over May, 2009. ● This increase is mainly due to the effect of increase in prices of crocin, doctor fees, newspaper, bath soap, washing powder.

Various Important Consumer Price and Wholesale Price Indices Month – June, 2009

Sr. No.	Type of Index	Base Year	General Index	Percent Rise/Fall compared to last month
1	All-India Wholesale Price Index	1993-94	234.1 *	0.64
2	All-India CPI for Industrial Workers Index	2001	151 (May)	0.67
3	All-India CPI for Agricultural Labour	1986-87	484	1.89
4	All-India CPI for Rural Labour	1986-87	484	1.89
5	All-India CPI for Urban Non-Manual Employees	1984-85	589 (May)	1.03

* (provisional)